



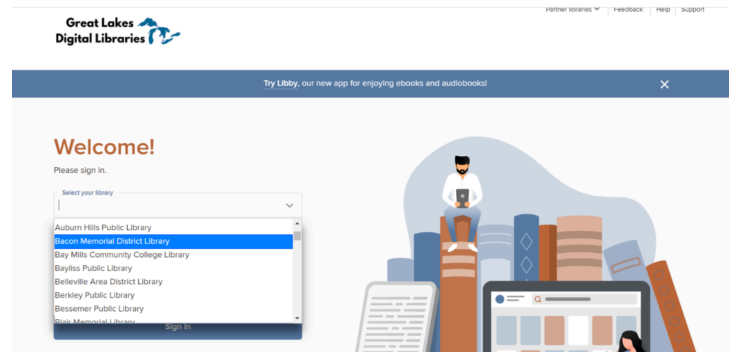
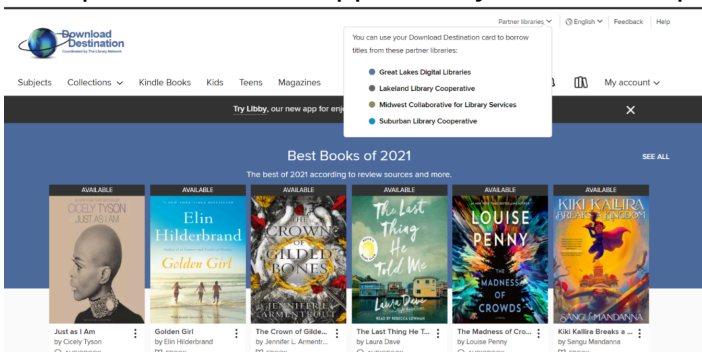
NOW YOU CAN BORROW FROM OTHER LIBRARY SYSTEMS!

### Consortia/Cooperatives in the RLA:

- Bay County Library System
- Genesee District Library
- Great Lakes Digital Libraries
- Lakeland Digital Library
- Metro Net Library Consortium
- Mideastern Michigan Library Cooperative
- Midwest Collaborative For Library Services
- Southwest Michigan Library Consortium
- St. Clair County Library System,
- Suburban Library Cooperative
- Traverse Area District Library
- Up North Digital Collection
- White Pine Library Cooperative
- Woodlands Downloadable Library

### From a computer:

1. Visit the Download Destination OverDrive catalog at: <https://tln.overdrive.com/>
2. Click on "Partner Libraries" at the top of the page and select one of the partner library networks from the list.
3. From the partner library's home screen choose "Sign In," select "Bacon Library," and enter your Bacon library card number and PIN.
4. You can now search and check out materials from the partner library just as you do from the Download Destination OverDrive catalog!
5. To return items early, request renewals, or manage holds, you must sign in to your Account page on the lending network's OverDrive website. For example: items borrowed through Suburban Library Cooperative will not appear on your Account page on the Download Destination OverDrive website.



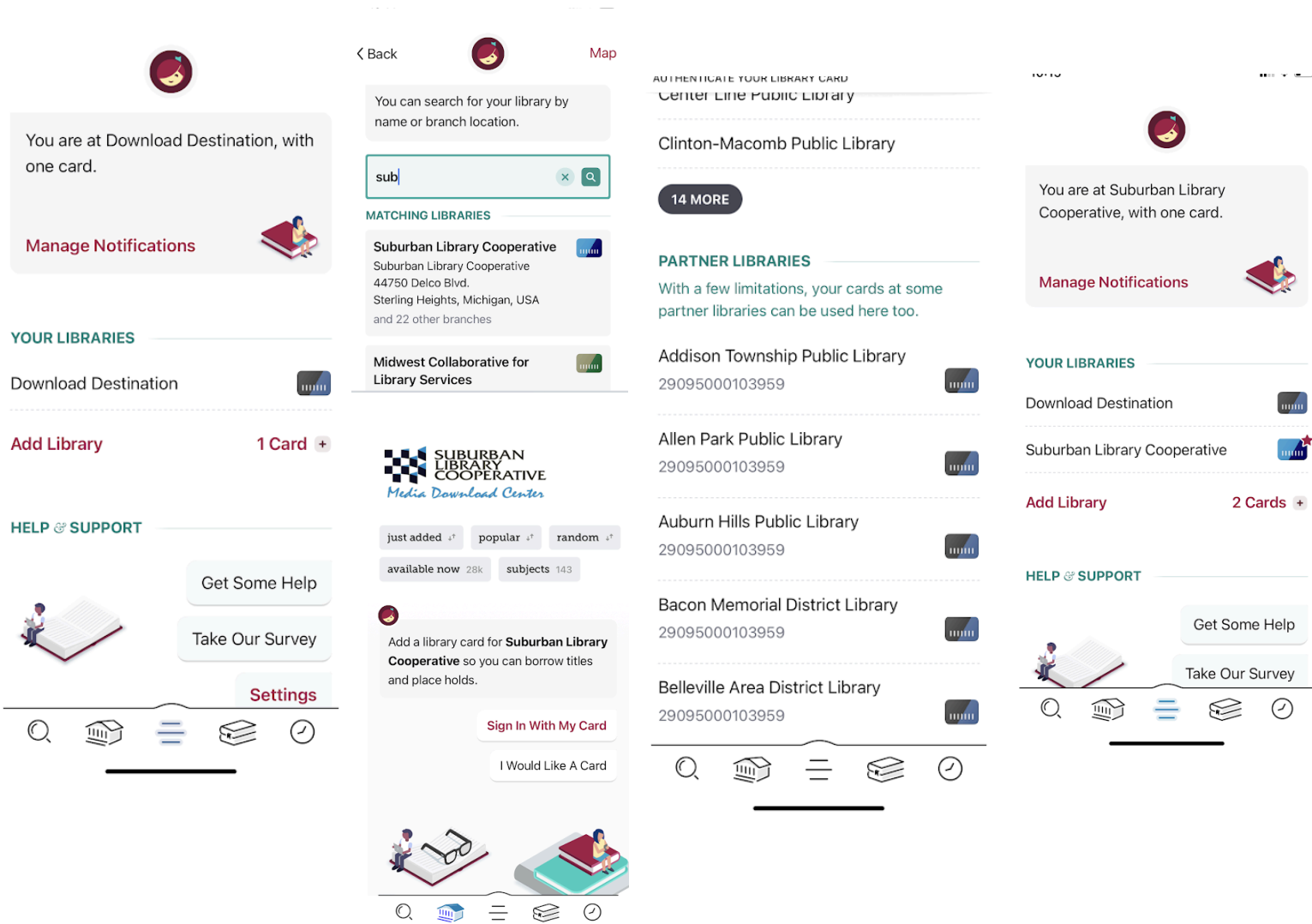
45 Vinewood  
Wyandotte, MI 48192  
734-246-8357  
[www.baconlibrary.org](http://www.baconlibrary.org)



@baconlibrary

# From the Libby app:

1. Tap on the Libby icon (or 3 Lines) on the bottom of the app.
2. Select "Add a Library" and search for one of the libraries on the list. You need to add each library individually.
3. When asked to add a library card, choose "Sign in with my card." Choose "Bacon Library " under partner libraries. Enter your Bacon Library card number and PIN.
4. Once the library is added to your cards, you will not need to do it again.
5. To search each library you will have to go to the menu/3 lines and change it to the library you would like to search.
6. You can now search and check out materials from the partner library just as you do from the Download Destination OverDrive catalog!
7. Your Shelf displays all of your loans, holds, and tags from any network and library card added. You can completely manage loans, holds, and tags from this one location.
8. Each entry on your Shelf also indicates which network you borrowed that item from. The lending library network is marked by a star "gem" with their library network brand colors.



45 Vinewood  
Wyandotte, MI 48192  
734-246-8357  
www.baconlibrary.org

